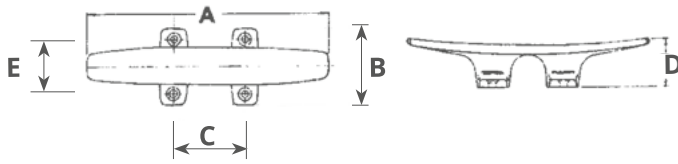


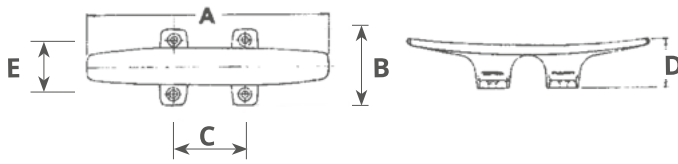
Article	A mm.	B mm.	C mm.	D mm.	E mm.
4646715	150	57	39	28	39
4646720	200	60	55	39	40
4646725	250	66	58	42	45



Cleats
Mirror polished stainless steel.



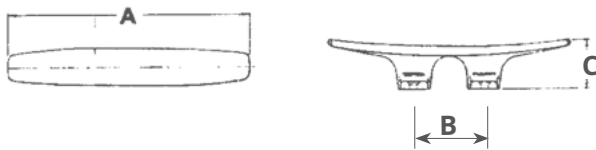
Article	A mm.	B mm.	C mm.	D mm.	E mm.
4646510	100	37	50	26	23
4646515	150	44	56	30	27
4646520	200	53	70	39	35
4646525	250	68	93	48	44



Cleats
Mirror polished stainless steel.



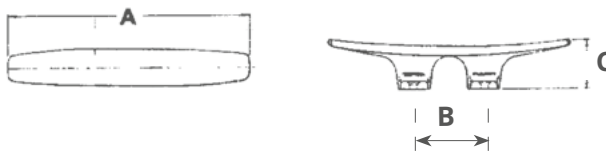
Article	A mm.	B mm.	C mm.
4645180	180	59	32
4645240	240	77	41
4645300	290	112	63
4645350	340	132	78



Cleats
AISI 316 mirror polished stainless steel, with two studs.



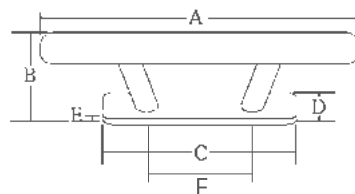
Article	A mm.	B mm.	C mm.
4645015	150	62	21
4645020	200	82	33
4645025	250	112	41



Cleats
AISI 316 mirror polished stainless steel, with two studs.



Article	A mm.	B mm.	C mm.	D mm.	E mm.	F mm.
4645415	150	47	90	30	6	45
4645420	200	55	120	35	6	70
4645425	250	71	150	40	8	85
4645430	290	78	160	40	8	100



Cleats
AISI 316 chromed brass flush lift cleats. Bolt fixing.

